

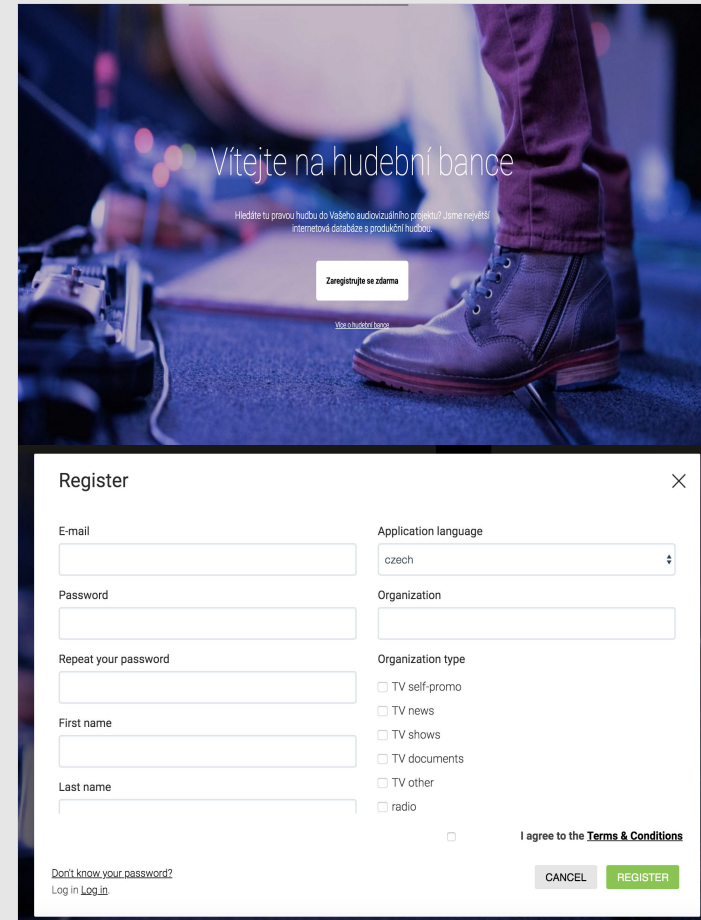
Hudební Banka is one of the largest music databases where you can find more than 1,5 million high quality tracks of various genres, from classical to current music.

The advantages of using Hudební Banka:

- access to a large number of high quality and up to date music
- simplify reporting of used music
- ability to consult your music selection with our music director
- AI similarity
- thematic playlists

Registration

To register in English, please click on <https://hudebnibanka.com/registrace?lang=en> and fill up the registration form. After that you will be contacted by an account manager for RFERL, who will confirm your registration..



The image shows a registration form for "Hudební banka" (Music Bank). The background is a blurred image of a person's legs and feet, wearing dark pants and brown boots, standing on a stage with musical equipment. The text "Vítejte na hudební bance" (Welcome to the music bank) is displayed in a large, white, sans-serif font. Below it, a smaller line of text reads: "Hledáte tu pravou hudbu do Vašeho audiovizuálního projektu? Jsme největší internetová databáze s produkční hudbou." (Are you looking for the right music for your audiovisual project? We are the largest internet database with production music). A white button with the text "Zaregistrujte se zdarma" (Register for free) is positioned below the text. Below the button, the text "Váš hudební login" (Your music login) is visible. The registration form itself is a white box with a black border and a close button (X) in the top right corner. It contains the following fields and options: "E-mail" (text input), "Application language" (dropdown menu with "czech" selected), "Password" (text input), "Organization" (text input), "Repeat your password" (text input), "Organization type" (checkboxes for "TV self-promo", "TV news", "TV shows", "TV documents", "TV other", and "radio"), "First name" (text input), "Last name" (text input), and a checkbox for "I agree to the Terms & Conditions". At the bottom left, there is a link "Don't know your password? Log in Log in". At the bottom right, there are two buttons: "CANCEL" and "REGISTER".

Vítejte na hudební bance

Hledáte tu pravou hudbu do Vašeho audiovizuálního projektu? Jsme největší internetová databáze s produkční hudbou.

Zaregistrujte se zdarma

Váš hudební login

Register

E-mail

Application language

password

Organization

Repeat your password

Organization type

First name

Last name

I agree to the [Terms & Conditions](#)

Don't know your password? Log in Log in

CANCEL REGISTER

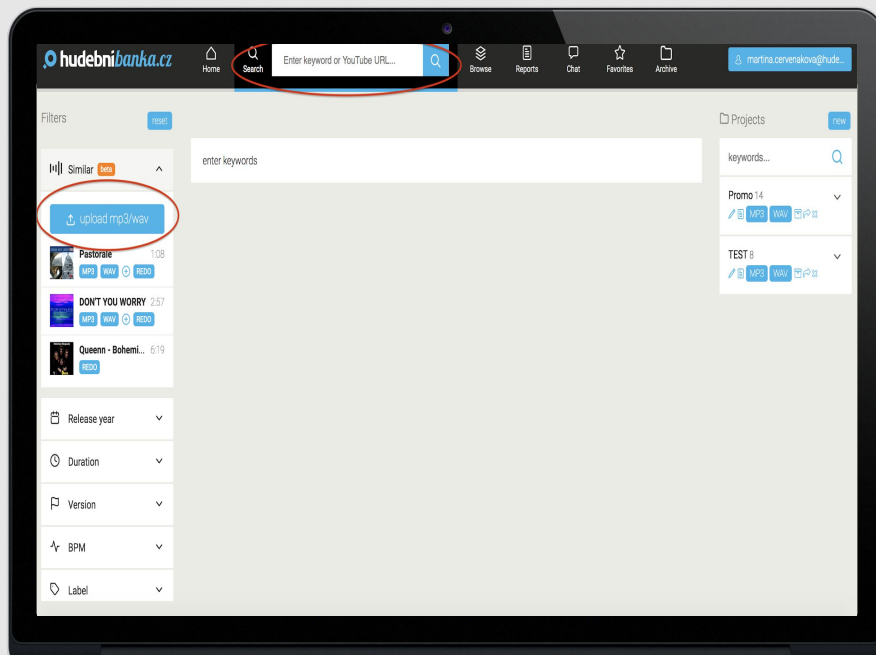
Search

This function allows you to search tracks in our database. To simplify your search, you can use filters. Alternatively, you can search music by typing keywords into the search window.

Search similar tracks

The new feature on Hudebni Banka is searching for similar tracks. If you need to find a similar track for the one, for which you have WAV/MP3 version, you can do that by clicking on the button **upload MP3/WAV**.

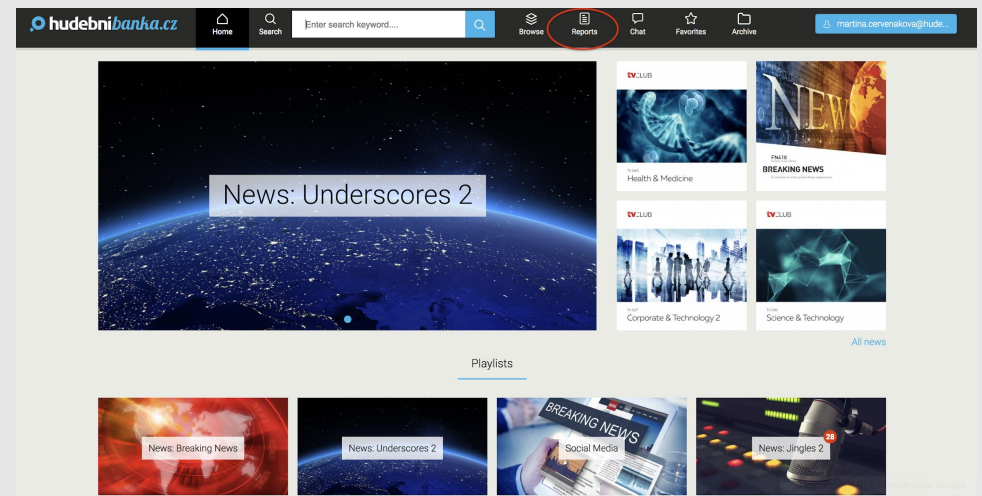
Hudební Banka also allows you to search for similar tracks using **links from Youtube**.



Guide to Creating Reports

To create a report, you need to click on **Reports** in the upper part of the website. You will then see a page where all the reports you create will be located.

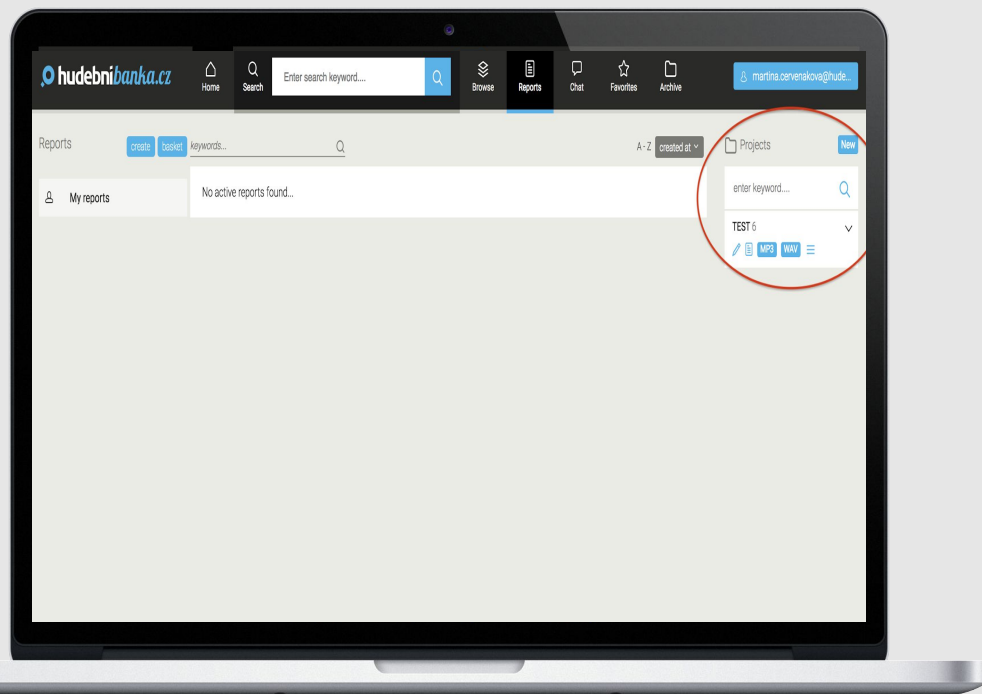
There are two ways to report music, you may wish to report only one track, or you may have multiple tracks you would like to report.





Reporting a single track

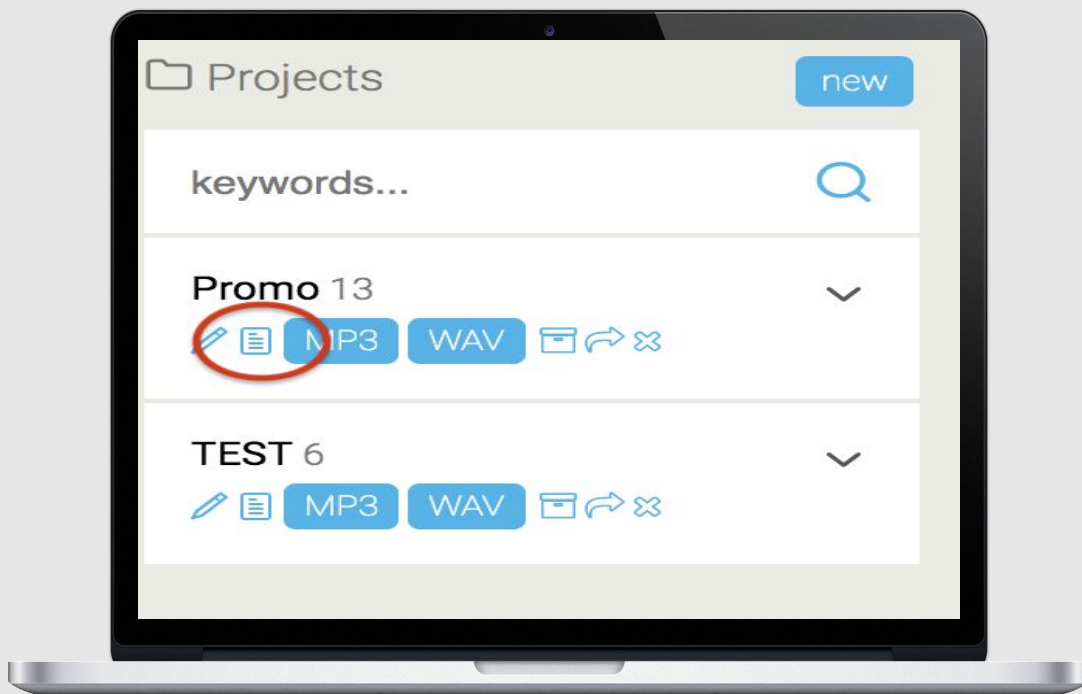
To report a single piece of music is done by clicking on the create a report icon (in the red circle) located under the icon next to the song you wish to report.



Reporting multiple tracks

There may be two or more pieces of music that need to be reported. The easiest way to report multiple pieces of music is through **Projects**. It's a place where you create folders for the music you would like to use.

Projects can be found on the right-hand side of the web and a new project is created by clicking on the **NEW** icon.



Reporting from projects

To create a report from projects, you will need to click on the icon under the name of the project (in the red circle).

Whether you are reporting just one or multiple pieces of music, the window will pop up where you will need to fill in the information needed to create a report. The information you need to fill in are:

- Name of the report
- Name of the department
- Type of usage (radio, TV or Internet)
- Number of usages
- Used duration

After you filled up all necessary information, press **Submit** to create the Report, which will be sent to the email address stated on the report form (below).

ia. Create report from project X

Report name * Send by e-mail to *

Name of department * ☒ Send by e-mail to

Name of department is required!

Tracks

Type	Number of usages *	#	Track name	Used duration
<input checked="" type="checkbox"/> radio	<input type="text" value="21"/>	21	How It Is Made	<input type="text" value="0:00"/>
<small>Number of usages is required!</small>				<small>Used duration must be bigger then zero!</small>

Minimal tech score, sparse, floating with electronic drums and spacey synths. MP3 WAV